

REVISIONS

- REV. "A", 05/08/90, ORDER 3400-610. ADDED CONTROL VALVE STENCILING TO END OF CAR. AEI TAG ADDED & ADDED 1" STENCILING ON EACH SIDE OF CENTER SILL. DELINEATOR SIZES CHANGED & STENCILING ON SIDE OF CAR RELOCATED TO ADD ADDITIONAL STENCILING @ BOTTOM.
- REV. "B", 06/21/90, ORDER 3400-610. NO. IN ORDER WAS 240

THIS AREA INCLUDING THREE ENTIRE SIDE STAKES TO BE PAINTED GREEN WITH WHITE STENCILING.

THIS AREA INCLUDING TWO ENTIRE SIDE STAKES TO BE PAINTED GREEN WITH WHITE STENCILING.

TRUST STENCIL "BL" & "AR" CORNERS 1" LETTERS & SPACES

SUBJECT TO A SECURITY AGREEMENT RECORDED WITH THE INTERSTATE COMMERCE COMMISSION

1" LETTERS "AL" CORNER ONLY

4.3/4" X 8" DELINEATOR "AL" & "BR" CORNERS

ROUTE CARU BOARD BRACKET "BR" AND "AL" CORNERS DRAWING B-7521B

7 DELINEATORS ON EACH SIDE & TWO ON EACH END. TOTAL 18 PER CAR. DELINEATORS ARE 4.3/4" X 8" EXCEPT AS NOTED. MATERIAL TO BE SCOTCHLITE No. 5870 PREMASKED.

STAMP REPORTING MARKS & ROAD NUMBERS ON "BL" CORNER OF CTR. SILL. USE 1/2" MIN. STEEL DIE STAMP.

4.3/4" X 7" DELINEATOR "BL" & "AR" CORNERS 2 PER CAR

SIDE FRAME STENCILING 1.1/2" LETTERS ON OUTSIDE OF FRAME.

1.1/2" LETTERS (4 CORNERS)

CONSOLIDATED STENCIL DWG. B-75023-D

BUILDER'S BAUGE C-73954-E

AEI TAG

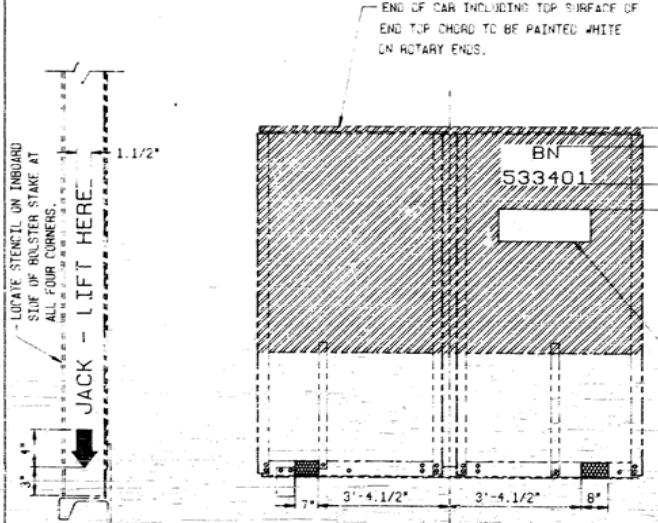
40'-6" TRUCK CENTERS

CENTER SILL STENCILING 4" LETTERS & NUMERALS ON "AL" & "BR" CORNERS.

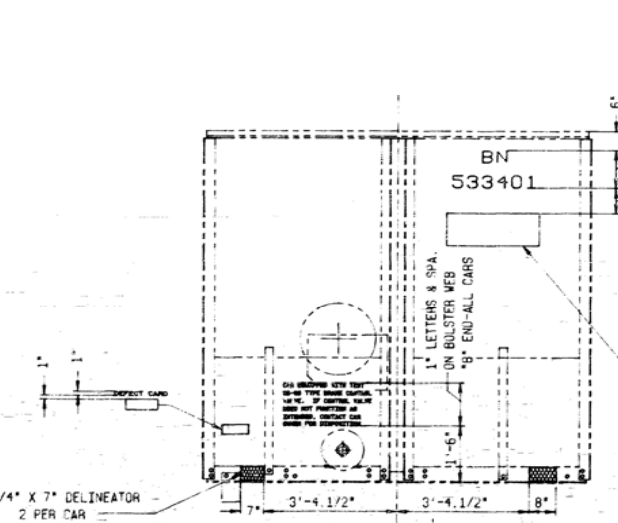
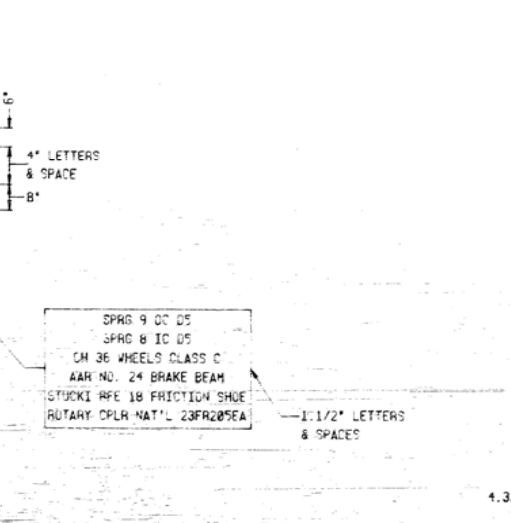
NOTES:

- PAINTING**
- UNDERFRAME & ALL STEEL PARTS - BLACK
 - ROTARY END - WHITE
 - THREE PANELS PER SIDE AS SHOWN - GREEN
 - REMAINDER OF ALUMINUM - UNPAINTED
- STENCILING**
- BLACK LETTERS ON WHITE ENDS
 - WHITE LETTERS ON GREEN AREA OF SIDES
 - WHITE LETTERS ON GREEN BACKGROUND ON UNPAINTED ALUMINUM
 - WHITE LETTERS ON BLACK STEEL UNDERFRAME
 - CONSOLIDATED STENCIL - WHITE LETTERS ON BLACK BACKGROUND

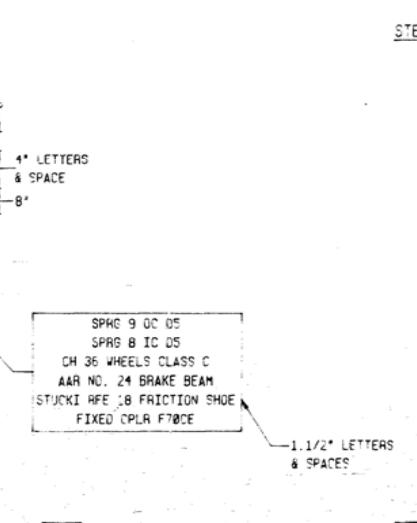
LOAD LIMIT IS THE DIFFERENCE BETWEEN 263,000 LBS. AND LIGHTWEIGHT OF CAR. THE LIGHTWEIGHT SHALL BE THE MULTIPLE OF 100 LBS. NEAREST THE SCALE WEIGHT. WHEN SCALE WEIGHT INDICATES AN EVEN 50 LBS., THE LOWER MULTIPLE IS USED.



SECTION "A-A"
SCALE: 1.1/2" = 1'-0"
ROTARY END
(BOTH ENDS OF 533401)
("A" END ONLY OF 533402 - 533520)



NON-ROTARY END
("B" END ONLY OF 533402 - 533520)



MECHANICAL DIVISION
Overland Park, Kansas
CAR SERIES
533401 - 533520

REQ'N & ITEM	ORDER NO.	SERIES NO.'s	NO. IN ORDER-CARS
	3400-610	533401 - 533520	120

BETHLEHEM STEEL CORP.
FREIGHT CAR DIVISION
ENGINEERING DEPT. JOHNSTOWN, PA.

STENCIL ARRANGEMENT

CORRECT:	MADE BY: J.A.J
APPROVED:	DATE: 03/28/90
SCALE: 1/2" = 1'-0"	DRAWING NO.
ISSUE	A B

D-80162