

# 197' DP-1 PSV SEACOR SPIRIT



197' DP-1 PSV SEACOR SPIRIT

## DIMENSIONS

|                  |         |        |
|------------------|---------|--------|
| LENGTH OVERALL   | 197 ft. | 60 m   |
| LENGTH BP        | 191 ft  | 58.2 m |
| BEAM             | 46 ft   | 14.2 m |
| DEPTH            | 17 ft   | 5.18 m |
| LIGHT DRAFT      | 6 ft    | 1.83m  |
| LOADED DRAFT     | 14 ft   | 4.27m  |
| SUMMER FREEBOARD | 3 ft    | 0.91m  |
| LIGHTSHIP        | 5.6 ft  | 1.7 m  |

## TONNAGE (ITC)

|     |       |
|-----|-------|
| GRT | 1,106 |
| NRT | 331   |

## CARGO DECK

|            |                         |                       |
|------------|-------------------------|-----------------------|
| TONNAGE    | 1,400 LT                | 406 Mt                |
| STRENGTH   | 540 lbs/ft <sup>2</sup> | 2.6 Mt/m <sup>2</sup> |
| LENGTH     | 130 ft                  | 39.4 m                |
| WIDTH      | 39 ft                   | 11.8 m                |
| CLEAR AREA | 5,065 ft <sup>2</sup>   | 471 m <sup>2</sup>    |

## MACHINERY

|                       |   |
|-----------------------|---|
| MAIN ENGINES          | 2 x EMD 16-645-E6 ,1950BHP/1454kW @ 900RPM          |
| AUXILIARY GENERATORS  | 2 x Detroit Diesel 8v-71, 99 kW @ 480VAC            |
| EMERGENCY GENERATOR   | 1 x Detroit Diesel 4v-71, 65 kW @ 480VAC            |
| TOTAL INSTALLED POWER | 3900 BHP/2908 kW                                    |
| AZIMUTHING THRUSTERS  | 2 x Aquamaster-2011, 1925HP/1435kW @ 900 RPM        |
| BOW THRUSTERS         | 1 x SMI-Model 500, 450HP/335kW                      |
| BOW THRUSTER ENGINE   | 1 x Detroit Diesel 12v-71, 460BHP/1343kW @ 2100 RPM |
| WINDLASS              | 30 HP MDW-125 McELROY                               |
| ANCHOR CHAIN          | 2 x 10 Shots, 1.25"/32mm Grade 2 Chain              |

## PERFORMANCE

|                           |            |                         |
|---------------------------|------------|-------------------------|
| MAXIMUM SPEED             | 13 knots   |                         |
| CRUISING SPEED            | 11 knots   |                         |
| MAXIMUM FUEL CONSUMPTION  | 105 USG/Hr | 0.4 m <sup>3</sup> /hr  |
| CRUISING FUEL CONSUMPTION | 93 USG/Hr  | 0.35 m <sup>3</sup> /hr |

## CAPACITIES

|               |                       |                    |
|---------------|-----------------------|--------------------|
| DRILL WATER   | 144,662 USG           | 548 m <sup>3</sup> |
| POTABLE WATER | 34,607 USG            | 131 m <sup>3</sup> |
| FUEL          | 121,928 USG           | 461 m <sup>3</sup> |
| LIQUID MUD    | 3,246 bls             | 516 m <sup>3</sup> |
| DRY BULK      | 8,425 ft <sup>3</sup> | 239 m <sup>3</sup> |
| BRINE         | 3,246 bls             | 516 m <sup>3</sup> |
| BASE OIL      | 3,246 bls             | 516 m <sup>3</sup> |

## DISCHARGE RATES

|               | GPM @ FT                           | M <sup>3</sup> /HR @ M              |
|---------------|------------------------------------|-------------------------------------|
| DRILL WATER   | 600 GPM @ 150 ft                   | 136.27 m <sup>3</sup> /hr @ 45.72 m |
| POTABLE WATER | 600 GPM @ 150 ft                   | 136.27 m <sup>3</sup> /hr @ 45.72 m |
| FUEL          | 600 GPM @ 150 ft                   | 136.27 m <sup>3</sup> /hr @ 45.72 m |
| LIQUID MUD    | 1,200 GPM @ 150 ft                 | 272.55 m <sup>3</sup> /hr @ 45.72 m |
| DRY BULK      | 1,000 ft <sup>3</sup> /hr @ 80 psi | 28.32 m <sup>3</sup> /hr @ 5.52 bar |
| BRINE         | 1,200 GPM @ 150 ft                 | 272.55 m <sup>3</sup> /hr @ 45.72 m |
| BASE OIL      | 1,200 GPM @ 150 ft                 | 272.55 m <sup>3</sup> /hr @ 45.72 m |

## ACCOMMODATION

|                       |                      |
|-----------------------|----------------------|
| CABINS/BERTHS         | 9 cabins / 18 berths |
| OFFICERS              | 2 x 1                |
| CREW                  | 3 x 2                |
| PASSENGERS            | 1 x 4                |
| MESS                  | Seating for 16       |
| WALK IN REFRIGERATION | Cooler & Reefer      |

## ELECTRONICS & CONTROLS

|                          |                         |
|--------------------------|-------------------------|
| DYNAMIC POSITIONING      | C-POS, Kongsberg SDP-11 |
| DGPS                     | 2 x C-NAV 2050          |
| RELATIVE REFERENCE SYST. | Fanbeam MDL             |
| JOYSTICK                 | C-Joy,                  |
| COMPASS                  | 2 x C-PLATH             |
| AUTOPILOT                | Simrad                  |
| GPS                      | 2 x Furuno GP 32        |
| RADAR(S)                 | 2 x Decca               |
| DEPTH SOUNDER            | 1 x Elac Laz 5100       |
| ELECTRONIC CHART SYSTEM  | ECS Coastal Explorer    |

## COMMUNICATIONS

|               |                      |
|---------------|----------------------|
| GMDSS         | Sperry A3            |
| SSB           | 1 Sperry Compact DSC |
| VHF           | 2 Sperry Compact RT  |
| INMARSAT-C    | 1 Sperry H2098 B     |
| PHONE(S)      | IRIDIUM              |
| NAVTEX        | 1 x Nav5             |
| EMAIL         | Globeemail           |
| WEATHER RADIO | XM Satelite          |
| SATELLITE TV  | Yes                  |

## SPECIAL EQUIPMENT

|                      |                                      |
|----------------------|--------------------------------------|
| LIFERAFTS            | 2 x 20 Man 1 x 25 Man                |
| MOB FAST RESCUE BOAT | Zodiac FRC 1 x 6 man                 |
| FIFI MONITORS        | 1,200 m <sup>3</sup> /hr             |
| DECK PACKAGE         | 30,000 GPM 113.5 m <sup>3</sup> /min |

## DOCUMENTATION

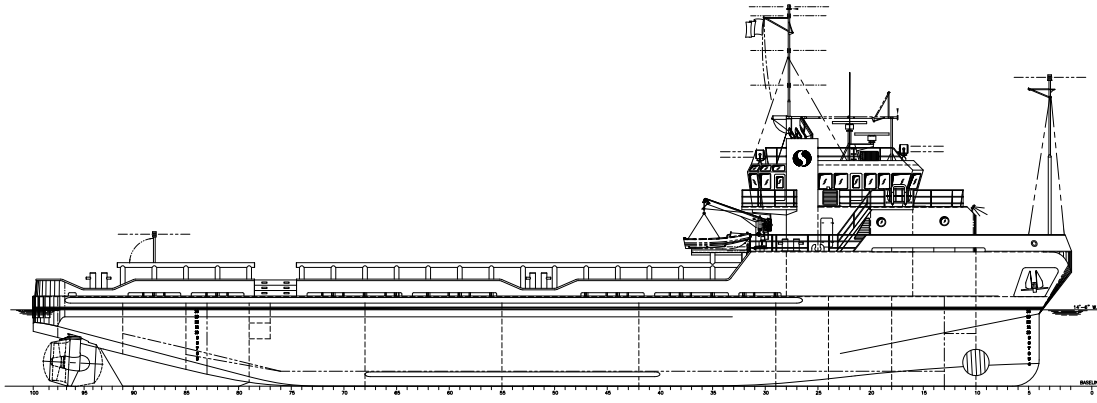
|                 |                   |
|-----------------|-------------------|
| CLASS           | +A1, +AMS, DP-1   |
| FLAG            | Mexico            |
| SOLAS           | YES               |
| EEP             | 96 Persons        |
| OFFICIAL NUMBER | 1061882           |
| IMO             | 9190664           |
| CALL SIGN       | WCY3195           |
| YEAR BUILT      | 1998              |
| BUILDER         | Moss Point Marine |

This specification is preliminary and subject to change without notice. Exact tank capacities, deadweight, deck cargo capacity and other figures that have been calculated and may change when the actual vessel is delivered.

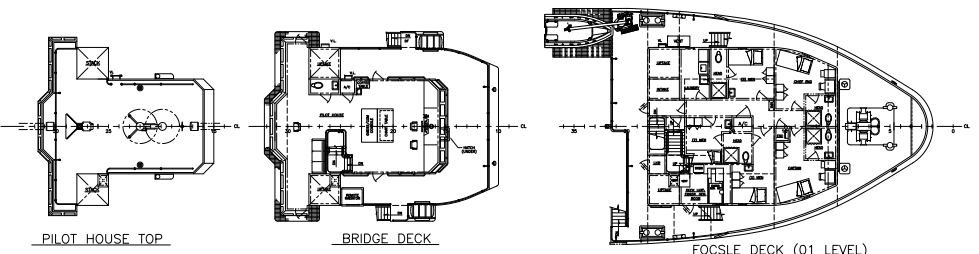
# 197' DP-1 PSV SEACOR SPIRIT



197' DP-1 PSV SEACOR SPIRIT



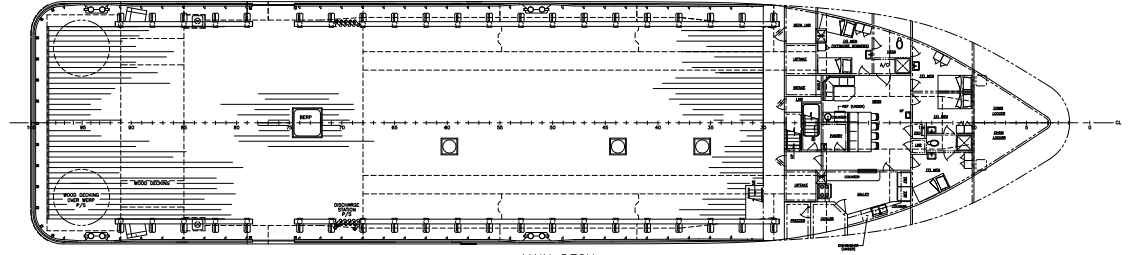
OUTBOARD PROFILE



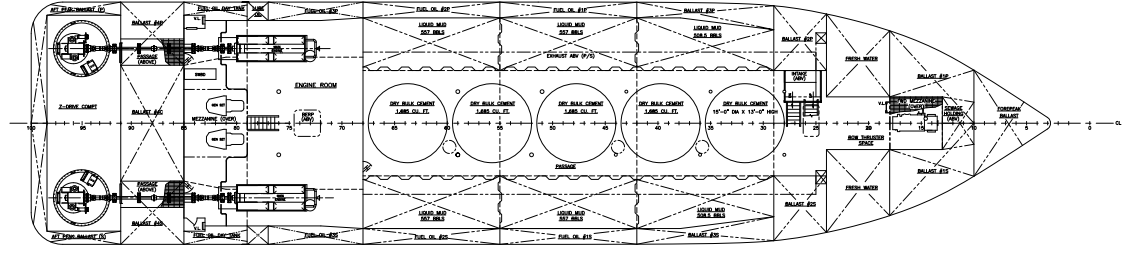
PILLOT HOUSE TOP

BRIDGE DECK

FOCSE DECK (01 LEVEL)



MAIN DECK



HOLD PLAN

## DP CAPABILITY PLOT

